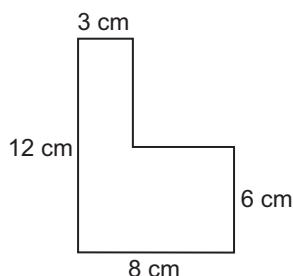


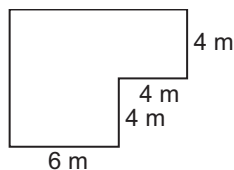
Practice

Student Edition
Pages 529–534**Area of Parallelograms***Find the area of each figure or shaded region. Assume that angles that appear to be right are right angles.*

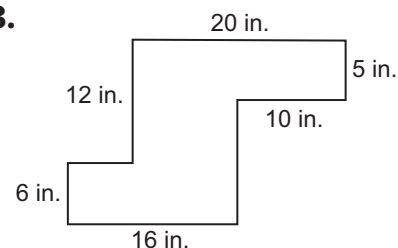
1.



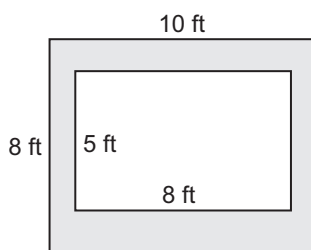
2.



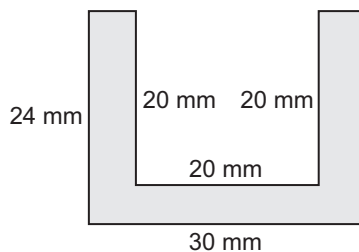
3.



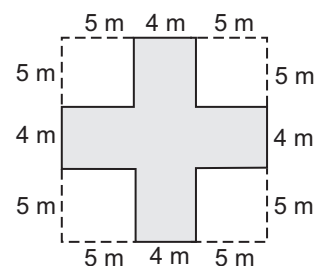
4.



5.



6.



7. The sides of a parallelogram have lengths 8 inches and 16 inches and one of the angles of the parallelogram has a measure of 45° . Find the area of the parallelogram.

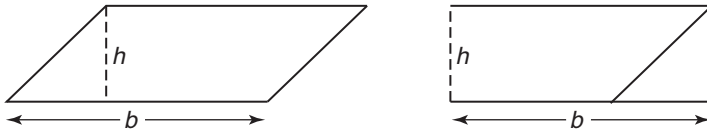
8. Find the area of the parallelogram that has vertices $A(0, 0)$, $B(2, 7)$, $C(10, 7)$, and $D(8, 0)$.

9. Find the area of the parallelogram that has vertices $W(-4, 15)$, $X(1, 15)$, $Y(4, 10)$, and $Z(-1, 10)$.

Study Guide

Student Edition
Pages 529–534**Area of Parallelograms**

The area of a parallelogram is the same as the area of a rectangle that has the same base and height.



If a parallelogram has an area of A square units, a base of b units, and a height of h units, then $A = bh$.

The area of a region is the sum of the areas of all of its nonoverlapping parts.

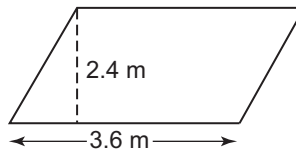
Example: Find the area of the parallelogram.

$$A = bh$$

$$A = 3.6(2.4)$$

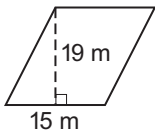
$$A = 8.64$$

The area is 8.64 m^2 .

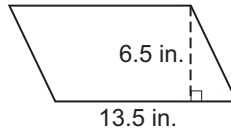


Find the area of each figure.

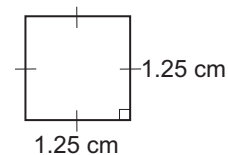
1.



2.

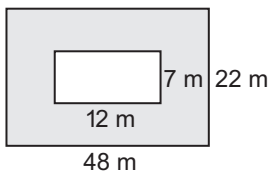


3.

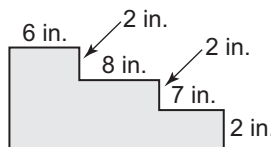


Find the area of each shaded region. Assume that angles that appear to be right are right angles.

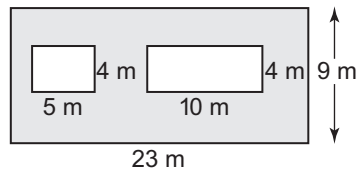
4.



5.



6.



7. The area of a parallelogram is 24.96 cm^2 . The base is 6.4 cm . If the measures of the base and height are each doubled, find the area of the resulting parallelogram.

8. A rectangle is 6 meters longer than it is wide. The area of the rectangle is 315 square meters. Find the length.